

Soltis Data & Investment Information Management

Economic Information



Economic Outlook

Asset Allocation Information



Tactical Allocation Recommendations

The goal is to turn data into information, and information into insight. -Carly Fiorina



SOLTIS

Investment Advisor
First Portfolios L.P. | Member SIPC | Member FINRA

 **First Trust**

1-800-621-1675 | www.ftportfolios.com

VOLATILITY ON THE HORIZON

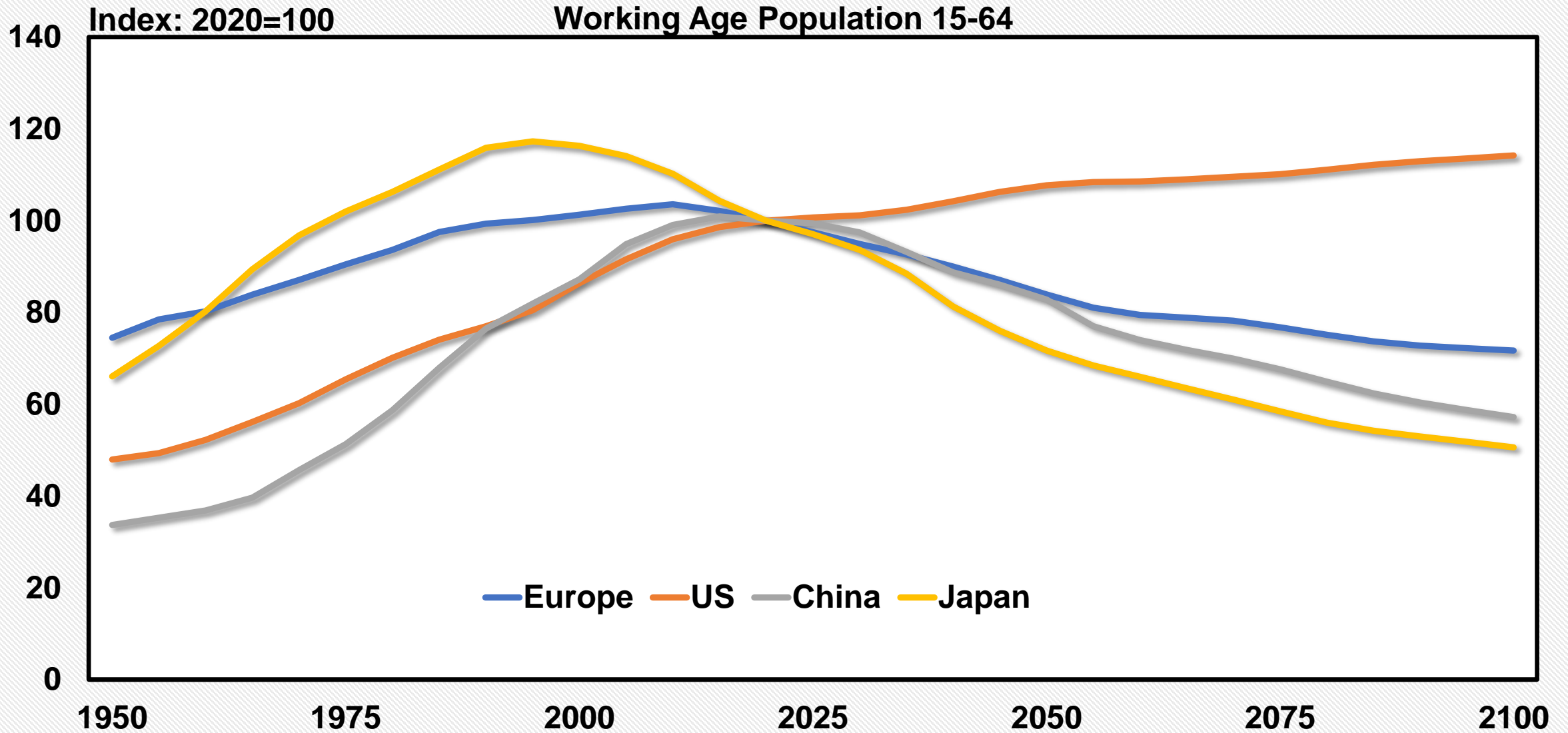


Bryce Gill, MBA
Economist
First Trust Advisors



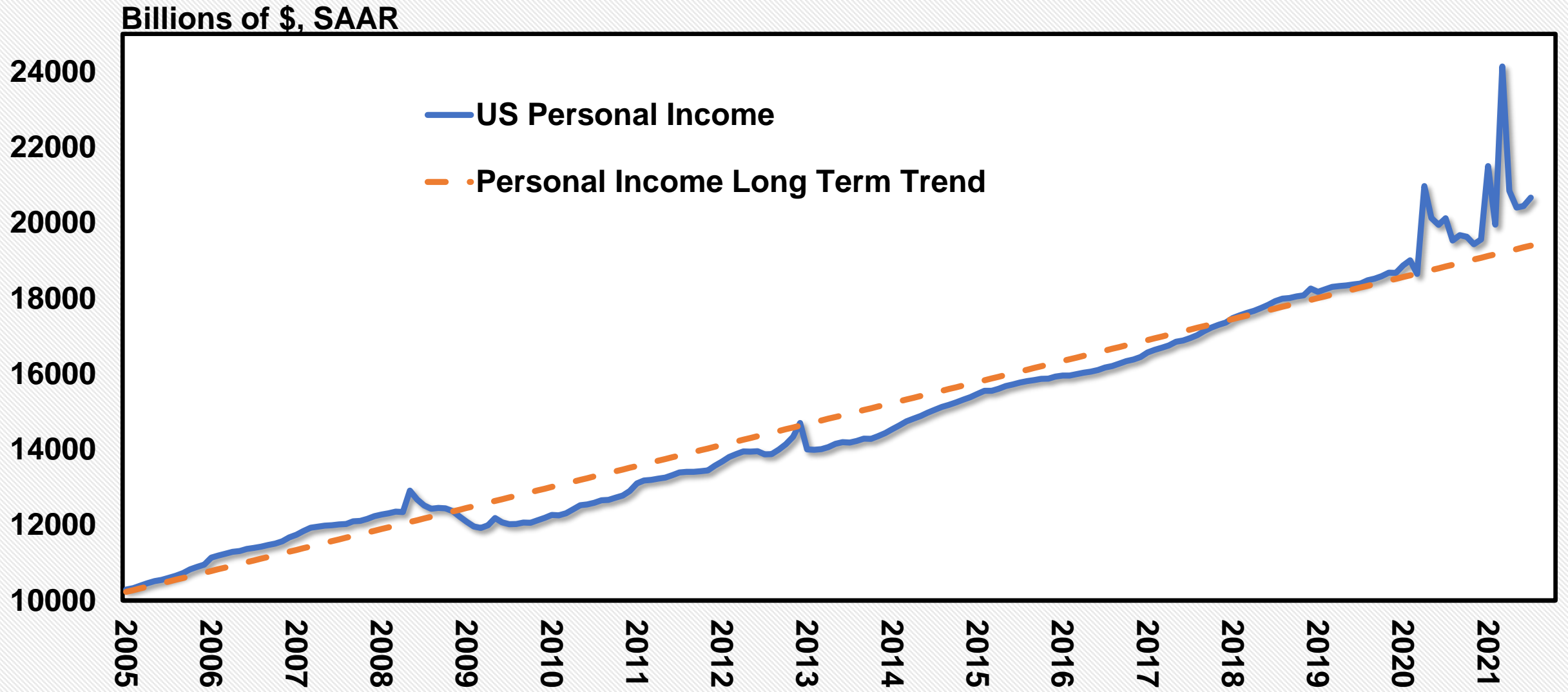
This report was prepared by First Trust Advisors L.P., and reflects the current opinion of the authors. It is based upon sources and data believed to be accurate and reliable. Opinions and forward looking statements expressed are subject to change without notice. This information does not constitute a solicitation or an offer to buy or sell any security.

The Big Picture



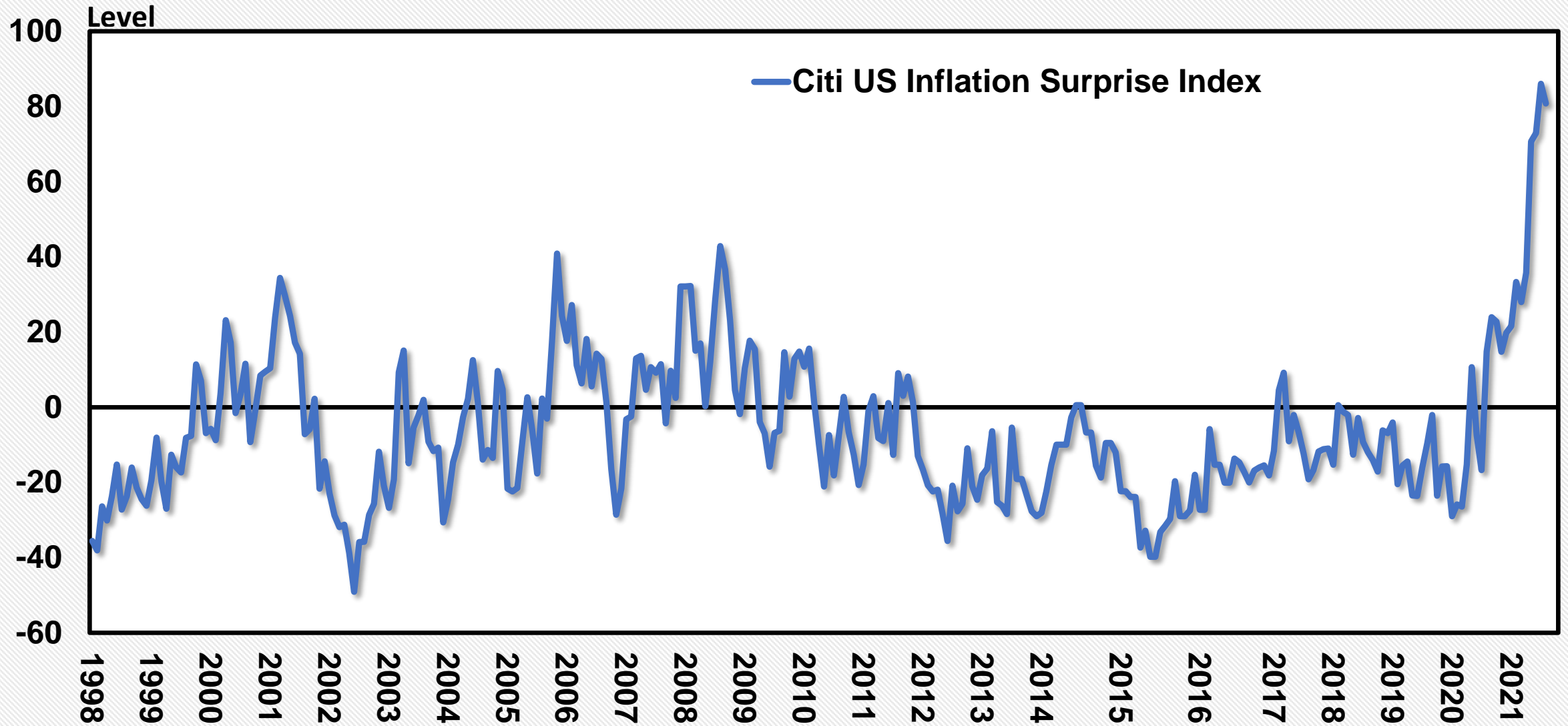
Source: United Nations

A Recession Unlike Any Other



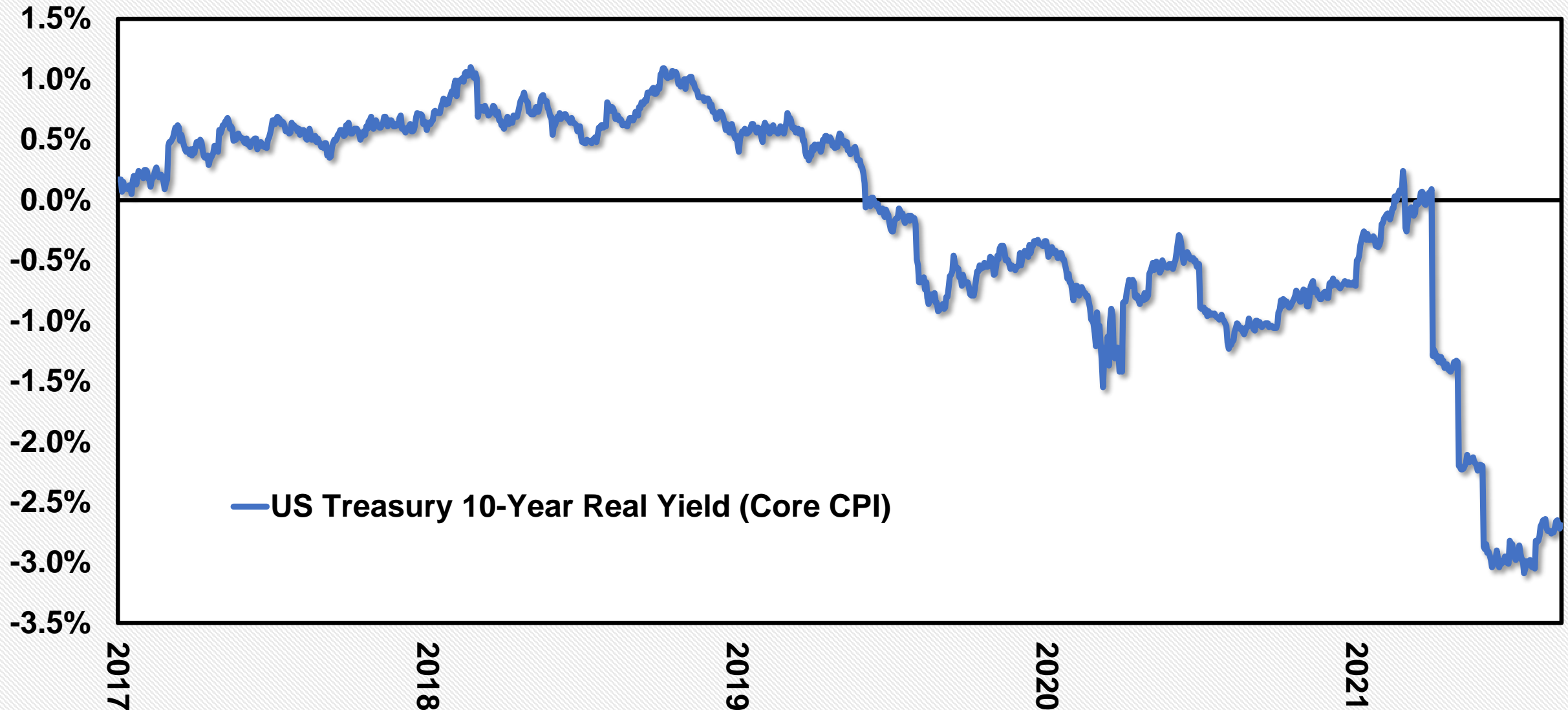
Source: Bureau of Economic Analysis

Inflation Keeps Coming in Hotter Than Expected



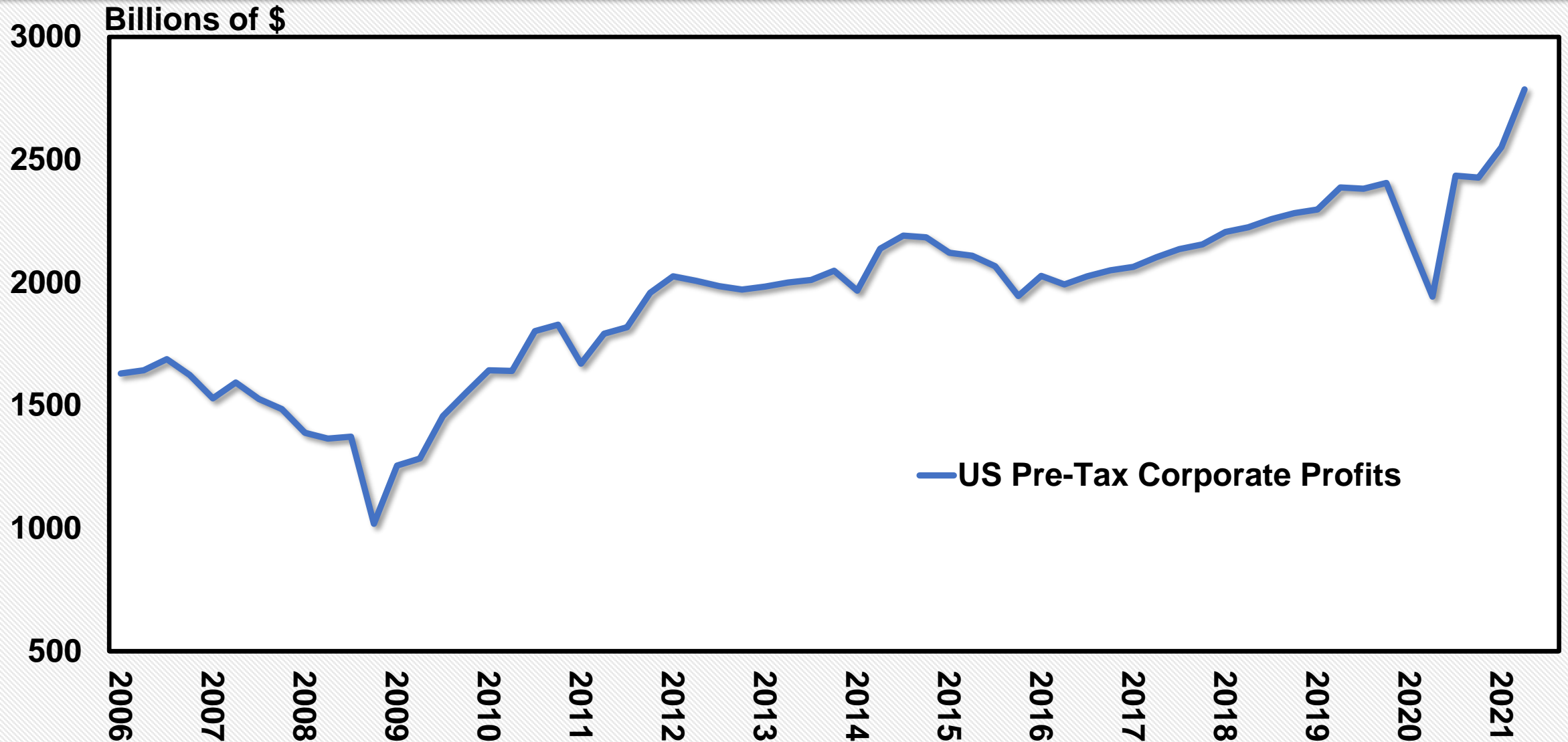
Source: Bloomberg

Real Rates are Lower Than Early on in the Pandemic



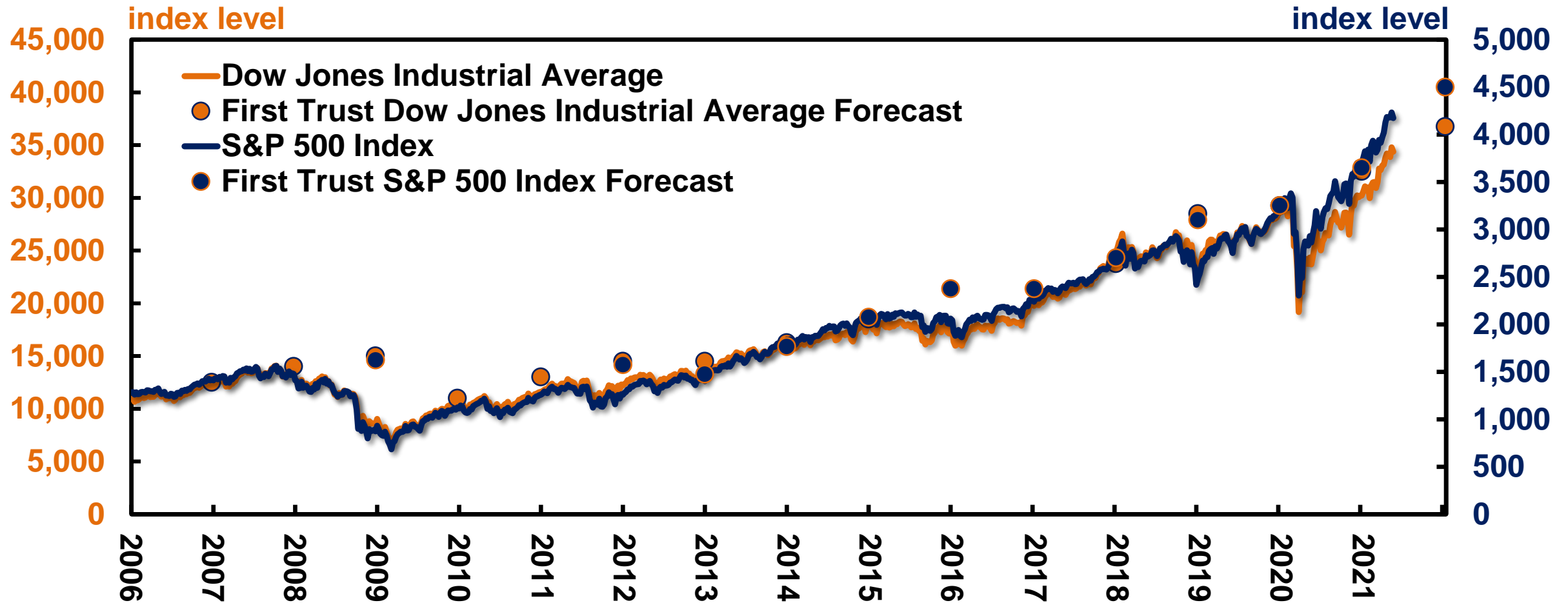
Source: Bloomberg

Corporate Profits Are Booming



Source: Bureau of Economic Analysis, Data Through Q2 2021

FIRST TRUST STOCK INDEX FORECASTS



Source: Bloomberg, First Trust Advisors Economics Team Forecasts for end-of-year index levels. Forecasts were made in January of the year or December of prior year. Index data weekly from 1/6/06-5/14/21.

Dow Jones Industrial Average forecasts made for the years of 2006-2014, 2017-2021. S&P 500 Index forecasts made for the years 2008 and 2011-2021. Forecasts for 2013 revised higher on 5/23/13, May forecasts displayed on chart. Forecasts for 2019 revised higher on 7/8/19. Forecasts for 2021 revised higher on 4/19/21. For illustrative purposes only, not indicative of any investment. An investor cannot invest directly in an index. **Past performance is no guarantee of future results.**

The information presented is not intended to constitute an investment recommendation for, or advice to, any specific person. By providing this information, First Trust is not undertaking to give advice in any fiduciary capacity within the meaning of ERISA, the Internal Revenue Code or any other regulatory framework. Financial professionals are responsible for evaluating investment risks independently and for exercising independent judgment in determining whether investments are appropriate for their clients.

MONDAY MORNING OUTLOOK


Monday Morning **OUTLOOK**

Brian S. Wesbury – Chief Economist
Robert Stein, CFA – Dep. Chief Economist
Strider Elsass – Senior Economist
Andrew Opylyk, CFA – Senior Economist
Bryce Gill – Economist

630-517-7756 • www.ftportfolios.com

April 19, 2021

Yes, Stocks Are Still Cheap

The S&P 500 fell almost 35% between mid-February and mid-March 2020, during the initial stages of the pandemic. It bottomed at roughly 2,224 during the nationwide strategy of shutting down for “15 days to slow the spread.” Because this was not a normal recession, and the market went into the shutdown undervalued, we believed stock prices would recover as business returned to more normal levels.

By Thanksgiving 2020, even though the US economy was still producing less than it had pre-pandemic, the stock market had fully recovered and gone to new highs. On November 27, 2020, with the S&P 500 at 3,638, we set a year-end target for 2021 at 4,200, which was 15.4% higher. As of the close of trading on Friday, the S&P 500 was at 4,185, only 0.4% below our year-end target, with more than eight months to go before year end.

Looking back, there are a number of things that pushed the market to this point. Technology and communication helped the world adjust to shutdowns, big box stores stayed open, the government disbursed trillions of borrowed dollars, a vaccine was invented in less than a year, the money supply exploded, and the Fed cut short-term interest rates to roughly zero and committed to keeping them there. Because of all this, profits have soared.

With real GDP growth of 6%+ this year and S&P 500 earnings expected to grow by 27%, or more, we think stocks will easily bust through our original target by year end and so we are raising our year-end target to 4,500, which is 7.5% higher than the Friday close. The Dow Jones Industrial average, which we originally projected would hit 35,000 by year end, should hit 36,750, instead.

Some investors and analysts are skittish about further gains in equities. The price-to earnings (P/E) ratio on the S&P 500 is 32.6 (based on trailing earnings) – high by historical standards. And the total market capitalization of the S&P 500 has reached about 175% of GDP.

But technology companies have expanded more rapidly than they would have because of the pandemic. These stocks have had an outsized impact on stock indices and many have very high P/E ratios. We can divide the S&P 500 into the S&P 10 and the S&P 490. Valuations of each part have diverged.

Also, persistently low interest rates make higher P/E ratios more sustainable as future profit growth is worth more with a lower discount rate.

Meanwhile, looking at market cap relative to GDP has its own problems, in addition to not adjusting for lower interest rates. First, it’s a stock versus a flow – a net worth versus an income. Second, GDP was artificially low last year due to COVID. Third, corporate profits are already high relative to GDP and set to move even higher in the year ahead.

As always, we rely on our Capitalized Profits Model. The model takes the government’s measure of economy-wide profits from the GDP reports, discounted by the 10-year US Treasury note yield, to calculate fair value. If we use a 10-year Treasury yield of 1.6% to discount profits, then our model suggests the S&P 500 is substantially undervalued. But this is because the Federal Reserve is holding the entire interest rate structure at artificially low levels. Using these rates distorts valuations.

Using fourth quarter profits, it would take a 10-year yield of about 2.4% for our model to show that the stock market is currently trading at fair value. And that assumes no further growth in profits.

With the Fed committed to holding rates down, it would take an upside surprise to already very strong growth forecasts to push the 10-year Treasury yield above 2.4% anytime soon. And if it does happen, it would likely be accompanied by even faster profit growth that lifts our model’s estimate of fair value. That’s why we are comfortable with a year-end target of 4,500 for the S&P 500.

While the market won’t move in a straight line, and a correction is always possible, as the economy opens up, those sectors of the market that fell behind in the past year (because of shutdowns and limited global trade) will be a source of strength. The Fed remains highly accommodative, there are trillions of dollars of cash on the sidelines, vaccines have reached over 50% of Americans, and the economy is expanding rapidly. Some valuations have been stretched, but the market as whole remains undervalued. As a result, we remain bullish and are lifting our targets.

Date/Time (CST)	U.S. Economic Data	Consensus	First Trust	Actual	Previous
4-22 / 7:30 am	Initial Claims – Apr 17	625K	670K		576K
9:00 am	Existing Home Sales – Mar	6.150 Mil	6.040 Mil		6.220 Mil
4-23 / 9:00 am	New Home Sales - Mar	0.886 Mil	0.884 Mil		0.775 Mil

Sign Up for Our Free Commentary:

Google “First Trust Subscribe”

Feel Free to Reach Out to Me:

Email: bgill@ftadvisors.com

Linkedin: Bryce Gill

Consensus forecasts come from Bloomberg. This report was prepared by First Trust Advisors L.P., and reflects the current opinion of the authors. It is based upon sources and data believed to be accurate and reliable. Opinions and forward looking statements expressed are subject to change without notice. This information does not constitute a solicitation or an offer to buy or sell any security.

Bgill@ftadvisors.com